




**LEGEND**

- | <u>ROUTE</u>  | <u>LOT</u>     |
|---|----------------|
|  | PARK N RIDE    |
|  | SURFACE LOT    |
|  | SHORT TERM     |
|  | PARKING GARAGE |
|  | CELL PHONE     |

**AIRPORT PUBLIC PARKING**

WICHITA DWIGHT D. EISENHOWER  
 NATIONAL AIRPORT  
 THE WICHITA AIRPORT AUTHORITY  
 WICHITA, KANSAS

DATE	DR. BY	SCALE	SHEET
10/25/24	C.C.	1" = 600'	1 of 1